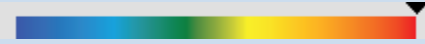


**VOLATILITY**



Based on 3 year standard deviation

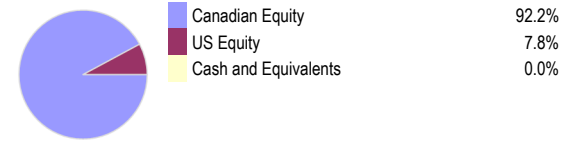
**TOP HOLDINGS**

as of September 30, 2017

Centerra Gold Inc	17.02%
Semafo Inc	13.12%
Sandstorm Gold Ltd	12.75%
Klondex Mines Ltd	9.88%
Richmont Mines Inc	9.07%
Guyana Goldfields Inc	8.85%
Premier Gold Mines Ltd	8.81%
Alacer Gold Corp	7.82%
McEwen Mining Inc	6.87%
China Gold Intl Resources Corp Ltd	5.80%

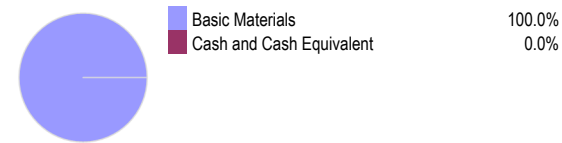
**ASSET ALLOCATION**

as of September 30, 2017




**SECTOR ALLOCATION**

as of September 30, 2017



**GEOGRAPHIC ALLOCATION**

as of September 30, 2017



**UNIVERSAL LIFE  
MARKET INDEXED ACCOUNT**

**SPECIALTY FUNDS**

**BMO Junior Gold Index ETF**

The information contained in this profile is related to the index indicated above. As part of a BMO Life Assurance Company policy, you do not purchase units in this index or a legal interest in any security.

**OBJECTIVE**

BMO Junior Gold Index ETF has been designed to replicate, to the extent possible, the performance of the Dow Jones North America Select Junior Gold Index, net of expenses. ZJG invests in and holds the constituent securities in the same proportion as they are reflected in the Index.

**COMPOUND RETURN**

as of September 30, 2017

Period	1 Mth	3 Mth	6 Mth	1 Yr	3 Yr	5 Yr	10 Yr	Inception
Index	-6.72%	4.90%	2.18%	-9.23%	10.46%	-11.49%	-	-5.88%

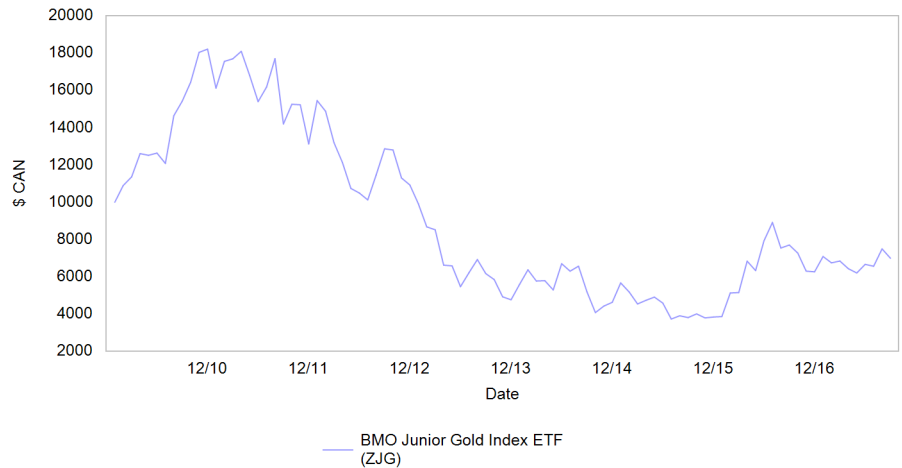
**CALENDAR RETURN**

as of December 31, 2016

Period	2016	2015	2014	2013	2012	2011	2010	2009	2008
Index	63.26%	-17.04%	-2.87%	-56.40%	-16.79%	-27.95%	-	-	-

**GROWTH OF \$10,000**

Annual values as of 30 September 2017



Past performance is no guarantee of future performance. All returns are historical annual compounded total rates of return and reflect changes in yield and distributions reinvested. The Accounts credit an interest amount mirroring the net rate of return of a specified underlying investment, less a BMO Life Assurance Company daily management fee. The BMO Life Assurance Company management fee will be deducted from the returns and will be reflected in the policyholders' fund value.

Information contained in this document is for illustrative purposes only and is subject to change without notice. The contents of this profile are provided for informational and educational purposes and are not intended to provide investment, tax or legal advice. While every effort has been made to provide accurate and complete information, BMO Life Assurance Company and Fundata Canada will not be held liable for any inaccuracies, errors or omissions in the information provided.

\* These are legal trademarks and do not indicate that BMO Life Assurance Company's Universal Life plans or InvestmentPRO is sponsored, endorsed sold or promoted by the trademark owners.



Data Provided By Fundata